

ARCHITECTURAL SPEAKERS



LISTEN AND BELIEVE

KEF's mission is to deliver sound with as little intervention as possible; from treble to bass, and everything in between. Listeners should be able to close their eyes and immerse themselves in the sound so deeply that they are transported, in their minds, to the source. We believe that the best sound is natural sound – and that access to it is a right, not a privilege.

Experience is everything, and that's no overstatement. Combining our obsessions with acoustic authenticity and innovative engineering, we'd like to think that KEF products speak for themselves.

We invite you to close your eyes and be transported.



HIDE YOUR SPEAKERS, NOT YOUR SOUND

An integrated home audio system should deliver flawlessly accurate three-dimensional sound. Whether you listen to music or movies, everything should be startlingly clear and breathtakingly realistic. The combination of innovative engineering and sophisticated acoustic design ensures KEF's architectural speakers offer as compelling a performance as its revered stand-alone Hi-Fi speakers.

KEF's obsessive urge to continuously innovate is clearly reflected in a range that includes some of the most advanced architectural speakers and solutions available today. From tiny in-ceiling speakers to the stunning Reference in-wall models, there is a product for every requirement. Each offers the purest sound while impeccable cosmetics ensures the speakers disappear into their surroundings and unique design features allow them to be fitted with the minimum of fuss.








THE REFERENCE

UNI-Q®




Uni-Q technology is the building block of KEF signature sound. Uni-Q technology places the tweeter precisely at the acoustic centre of the bass/midrange cone, so both act together as a single point source to disperse sound more evenly throughout the room. The result is the elimination of the limited 'sweet spot', therefore allowing everybody sitting at different spots in the room to experience and enjoy the same natural, detailed sound.

METAMATERIAL ABSORPTION TECHNOLOGY (MAT™)



A truly revolutionary tool in the KEF acoustic armoury, MAT™ is a highly complex maze-like structure that absorbs 99% of unwanted sound from the rear of the driver, eliminating the resulting distortion and providing purer, more natural sound.

PATENT-PENDING CAVITY RADIATION CONTROL



Cavity Radiation Control is a unique open-backed midrange with acoustically absorptive foam design that eliminates midrange distortion, up to 30dB midrange dip, found in typical coaxially arranged three-way designs. Cavity Radiation Control enables KEF coaxial three-way architectural speakers to deliver the highest midrange acoustic realism.



Extreme Home Theatre

KEF's Extreme Home Theatre system sets the standard for architectural loudspeakers. Certified to THX Ultra and THX Select, the formidable KEF Ci-REFERENCE and Ci-R Series offer the same breath-taking clarity as our award-winning Hi-Fi speakers, delivering all the drama and emotional intensity of true theatre sound quality.

Extremely Low Profile



KEF's incredible Ci-T Series is designed for delivering the highest quality sound when mounting depth is at an absolute premium. Even with a mounting depth of only 36mm, the Ci-T Series speakers still deliver exceptional KEF sound quality.

Ultra-thin Bezel



KEF's architectural range offers the slimmest visible rim around the speaker while casting virtually no shadow. Coupled with a magnetic grille and designed to fit tight into the wall or ceiling, KEF speakers disappear as if part of the ceiling.

Weatherproof



On the patio, by the pool, or on a yacht, the KEF Ventura Series outdoor speakers let customers enjoy music without compromise. Engineered to IP65 standards, these rugged, hard-wearing speakers can withstand even the most extreme weather conditions. The KEF T, Q, C and E Series are IP64 Certified, which means as well as being impregnable by dust, they are also splash proof.

Flush Mount



KEF's Flush Mount range blends premium sound with premium aesthetics. Sitting completely level with the wall or ceiling with no bezel makes these loudspeakers both easy to install and satisfyingly frameless when in place. In fact, the only hint that a KEF speaker is present is the natural, room-filling sound.





EXTREME HOME THEATRE

Working closely with the THX Testing Lab in Northern California, KEF's Extreme Home Theatre system sets a new standard for architectural loudspeakers. Certified to THX Ultra and THX Select, the formidable KEF Ci-REFERENCE and Ci-R Series offer you the experience of the very best theatre sound, but in the comfort of your own home. Furthermore, the exceptional Ci-Q Series delivers the perfect balance of high-resolution sound with depth and clarity.



Product		THX	Ci5160REF-THX	Ci3160REF-THX	Ci5160RL-THX	Ci3160RL-THX	Ci250RRM-THX	Ci200RR-THX	Ci200RS-THX	Ci160RR-THX	Ci4100QL-THX
Cut-out dimensions	(H x W)		1052 x 209mm (41.42 x 8.23in.)	660 x 209mm (25.98 x 8.23in.)	1052 x 209mm (41.42 x 8.23in.)	660 x 209mm (25.98 x 8.23in.)	-	-	240 x 240mm (9.45 x 9.45in.)	-	476 x 114mm (18.74 x 4.49in.)
	Diameter Ø		-	-	-	-	300mm (11.81in.)	238mm (9.37in.)	-	196mm (7.71in.)	-
Mounting depth from surface			99mm (3.9in.)	99mm (3.9in.)	99mm (3.9in.)	99mm (3.9in.)	168mm (6.62in.)	126.5mm (4.98in.)	127mm (5in.)	110mm (4.33in.)	76mm (3in.)
Drive units	LF		4 x 160mm (6.5in.)	2 x 160mm (6.5in.)	4 x 160mm (6.5in.)	2 x 160mm (6.5in.)	250mm (10in.)	200mm (8in.) Uni-Q	200mm (8in.) Uni-Q	165mm (6.5in.) Uni-Q	3 x 100mm (4in.)
	MF		125mm (5.25in.) Uni-Q	125mm (5.25in.) Uni-Q	160mm (6.5in.) Uni-Q	160mm (6.5in.) Uni-Q	100mm (4in.) Uni-Q	-	-	-	100mm (4in.) Uni-Q
	HF		25mm (1in.)	25mm (1in.)	25mm (1in.)	25mm (1in.)	19mm (0.75in.) vented aluminium dome with MAT ¹	38mm (1.5in.)	38mm (1.5in.)	25mm (1in.)	19mm (0.75in.)
Sensitivity (2.83V/1m)			90dB	90dB	90dB	90dB	89dB	90dB	90dB	90dB	89dB
Recommended amplifier power			40 - 500W	40 - 350W	40 - 250 W	30 - 180W	50 - 250W	10 - 190W	10 - 190W	10 -190W	10 - 150W
Nominal impedance			4Ω	4Ω	4Ω	4Ω	8Ω	4Ω	4Ω	4Ω	4Ω
Rough-in frame		RIF5160L	RIF3160	RIF5160L	RIF3160L	-	RIF200R	RIF200S	RIF160R	RIF4100L	
Rear enclosure		-	-	-	-	-	RNC200R	RNC200S	RNC160R	-	

¹Metamaterial Absorption Technology (MAT™) is a joint development with Acoustic Metamaterials Group.
Not all models and finishes are available in all markets, contact your local dealer for specific range details.



IN-CEILING AND IN-WALL SPEAKERS

KEF's comprehensive collection of in-ceiling and in-wall architectural speakers offers exceptional performance from models designed to disappear into their environment. Whether you require the class-defining abilities of the Ci-R Series, or the space saving features of the dual stereo models, KEF has the perfect speaker for your installation.



Product		Q Series	Ci200QL	Ci160QL	Ci200QS	Ci160QS	Ci130QS	Ci200QR	Ci160QR	Ci130QR
Cut-out dimensions	(H x W)		334 x 238mm (13.15 x 9.37in.)	274 x 194mm (10.79 x 7.64in.)	238 x 238mm (9.37 x 9.37in.)	194 x 194mm (7.64 x 7.64in.)	158 x 158mm (6.22 x 6.22in.)	-	-	-
	Diameter Ø		-	-	-	-	-	240mm (9.45in.)	196mm (7.71in.)	158mm (6.22in.)
Mounting depth from surface			99.8mm (3.93in.)	91mm (3.58in.)	99.8mm (3.93in.)	91mm (3.58in.)	77.9mm (3.07in.)	103.3mm (4.07in.)	91mm (3.58in.)	77.8mm (3.06in.)
Drive units	LF		200mm (8in.) Uni-Q	160mm (6.5in.) Uni-Q	200mm (8in.) Uni-Q	160mm (6.5in.) Uni-Q	130mm (5.25in.) Uni-Q	200mm (8.0in.) Uni-Q	160mm (6.5in.) Uni-Q	130mm (5.25in.) Uni-Q
	MF		-	-	-	-	-	-	-	-
	HF		25mm (1in.)	19mm (0.75in.)	25mm (1in.)	25mm (1in.)	25mm (1in.)	25mm (1in.)	19mm (0.75in.)	19mm (0.75in.)
Sensitivity (2.83V/1m)			90dB	89dB	90dB	89dB	87dB	90dB	89dB	87dB
Recommended amplifier power			10 - 150W	10 - 125W	10 - 150W	10 - 125W	10 - 100W	10 - 150W	10 - 125W	10 - 100W
Nominal impedance			8Ω	8Ω	8Ω	8Ω	8Ω	8Ω	8Ω	8Ω
Rough-in frame		RIF200L	RIF160L	RIF200S	RIF160S	RIF130S	RIF200R	RIF160R	RIF130R	
Rear enclosure		RNC200L	RNC160L	RNC200S	RNC160S	RNC130S	RNC200R	RNC160R	RNC130R	



Product		C Series	Ci160.2CL	Ci160.2CS	Ci130.2CS	Ci200.2CR	Ci160.2CR	Ci130.2CR	E Series	Ci160ES	Ci200ER	Ci160ER	Ci130ER
Cut-out dimensions	(H x W)		274 x 194mm (10.79 x 7.64in.)	194 x 194mm (7.64 x 7.64in.)	158 x 158mm (6.22 x 6.22in.)	-	-	-		194 x 194mm (7.64 x 7.64in.)	-	-	-
	Diameter Ø		-	-	-	240mm (9.45in.)	196mm (7.71in.)	158mm (6.22in.)		-	240mm (9.45in.)	196mm (7.71in.)	158mm (6.22in.)
Mounting depth from surface			84.5mm (3.33in.)	84.5mm (3.33in.)	77.1mm (3.03in.)	97.2mm (3.83in.)	85.2mm (3.35in.)	77.5mm (3.05in.)		85.2mm (3.35in.)	97.2mm (3.83in.)	85.2mm (3.35in.)	77.5mm (3.05in.)
Drive units	LF		160mm (6.5in.) Uni-Q	160mm (6.5in.) Uni-Q	130mm (5.25in.) Uni-Q	200mm (8in.) Uni-Q	160mm (6.5in.) Uni-Q	130mm (5.25in.) Uni-Q		160mm (6.5in.) Uni-Q	200mm (8in.) Uni-Q	160mm (6.5in.) Uni-Q	130mm (5.25in.) Uni-Q
	MF		-	-	-	-	-	-		-	-	-	-
	HF		16mm (0.6in.)	16mm (0.6in.)	16mm (0.6in.)	16mm (0.6in.)	16mm (0.6in.)	16mm (0.6in.)		16mm (0.6in.)	16mm (0.6in.)	16mm (0.6in.)	16mm (0.6in.)
Sensitivity (2.83V/1m)			89dB	89dB	87dB	90dB	89dB	87dB		89dB	90dB	89dB	87dB
Recommended amplifier power			10 - 100W	10 - 100W	10 - 80W	10 - 125W	10 - 100W	10 - 80W		10 - 100W	10 - 125W	10 - 100W	10 - 80W
Nominal impedance			8Ω	8Ω	8Ω	8Ω	8Ω	8Ω		8Ω	8Ω	8Ω	8Ω
Rough-in frame		RIF160L	RIF160S	RIF130S	RIF200R	RIF160R	RIF130R	RIF160S	RIF200R	RIF160R	RIF130R		
Rear enclosure		RNC160L	RNC160S	RNC130S	RNC200R	RNC160R	RNC130R	RNC160S	RNC200R	RNC160R	RNC130R		

Not all models and finishes are available in all markets, contact your local dealer for specific range details.

SOUNDLIGHT AND FLUSH MOUNT

Hiding in plain sight, Soundlight speakers mimic LED/halogen lighting fixtures to provide a seamless, unbroken visual. Partnered with a KEF installed passive subwoofers and the KASA500 audio system amplifier, Soundlight speakers fill any space with clear, natural sound.

KEF's Flush Mount models blend premium sound with discreet aesthetics. Sitting completely level with the wall or ceiling with no bezel, the only hint that a speaker is present is the natural, room-filling sound.



Product		Soundlight	Ci100QS	Ci100.2QR	Flush Mount	Ci130QSfl	Ci130QRfl		
Cut-out dimensions	(H x W)		112 x 112mm (4.41 x 4.41in.)	-		158 x 158mm (6.22 x 6.22in.)	-		
	Diameter Ø		-	118.0mm (4.65in.)		-	158mm (6.22in.)		
Mounting depth from surface			72mm (2.83in.)	103.1mm (4.06in.)		101mm (3.98in.)	101mm (3.98in.)		
Drive units	LF		100mm (4in.) Uni-Q	75mm (3.15in.) Uni-Q		130mm (5.25in.) Uni-Q	130mm (5.25in.) Uni-Q		
	MF		-	-		-	-		
	HF		19mm (0.75in.)	-		19mm (0.75in.)	19mm (0.75in.)		
Sensitivity (2.83V/1m)			88dB	83dB		87dB	87dB		
Recommended amplifier power			10 - 50W	10 - 50W		10 - 100W	10 - 100W		
Nominal impedance			4Ω	4Ω		8Ω	8Ω		
Rough-in frame		RIF100S	RIF100R	NA	NA				
Rear enclosure		RNC100S	RNC100R	NA	NA				

Not all models and finishes are available in all markets, contact your local dealer for specific range details.



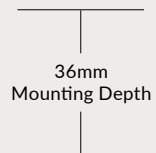


Ci-T AND T SERIES

KEF's extremely low-profile Ci-T and T Series deliver a depth of sound completely at odds to their physical depth.

The architectural Ci-T Series' mounting depth of 36mm (59mm for Ci200TRb subwoofer) delivers high-quality sound when space is at a premium, and with the same installation features as the rest of the architectural range.

Utilising the same drivers as the Ci-T series, the T Series is ideal for flanking wall-mounted televisions, or as wall/stand-mounted surround speakers in a home theatre.







SPECIAL APPLICATION

KEF is well ahead of the game when it comes to solving installation problems.

Dual Stereo features a dual voice coil woofer and two tweeters to deliver stereo sound from the space of a single speaker. Alternatively, CiTR-SM is a stereo-to-mono transformer that allows any single KEF speaker to deliver full stereo.

KEF's Motorised Series' integrated system brings the speaker out from its discreet resting place, and after use, draws it back its original position.

The Commercial Series offers both low impedance and 70/100V operation, among other features ideal for distributed audio applications where music and speech requires the absolute best performance.



Product		Dual Stereo	Ci160CSds	Ci160CRds	Commercial Round	Ci110FCT
Cut-out dimensions	(H x W)		194 x 194mm (7.64 x 7.64in.)	-		-
	Diameter Ø		-	196mm (7.71in.)		196mm (7.71in.)
Mounting depth from surface			84.5mm (3.33in.)	86mm (3.36in.)		107mm (4.21in.)
Drive units	LF		160mm (6.5in.) Dual voice coil	160mm (6.5in.) Dual voice coil		110mm (4.3in.)
	MF		-	-		-
	HF		2 x 19mm (0.75in.)	2 x 19mm (0.75in.)		-
Sensitivity (2.83V/1m)			91dB	91dB		89dB
Recommended amplifier power			10 - 80W	10 - 80W		10 - 100W
Nominal impedance			8Ω	8Ω		8Ω
Rough-in frame			RIF160S	RIF160R		RIF160R
Rear enclosure			RNC160S	RNC160R		-

Not all models and finishes are available in all markets, contact your local dealer for specific range details.



INSTALLED SUBWOOFERS

All three of KEF's installed subwoofers offer incredible sonic performance whilst remaining visually discreet, and they are all engineered to partner any of KEF's architectural speaker ranges. Plus, when powered by KEF's DSP-driven KASA500 install audio system amplifier, the Ci3160RLb-THX, Ci250RRb-THX and Ci200QSb-THX subwoofers achieve the intense bass performance levels required for THX Select and THX Ultra certification (dependant on configuration).



Product		Subwoofer	Ci3160RLb-THX	Ci250RRb-THX Active Mode (KASA 500)	Ci200Qsb-THX Passive Mode (Crossover "ON")	Ci200Qsb-THX Active Mode (KASA500)	Ci200TRb Passive Mode	Ci200TRb Active Mode (KASA500)
Cut-out dimensions	(H x W)		660 x 209mm (25.98 x 8.23in.)	-	238 x 238mm (9.37 x 9.37in.)	238 x 238mm (9.37 x 9.37in.)	-	-
	Diameter Ø		-	300mm (11.81in.)	-	-	240mm (9.45in.)	240mm (9.45in.)
Mounting depth from surface			88.5mm (3.84in.)	147mm (5.8in.)	101.6mm (4in.)	101.6mm (4in.)	59mm (2.32in.)	59mm (2.32in.)
Drive units	LF		3 x 160mm (6.5in.)	250 mm (10in.)	200mm (8in.)	200mm (8in.)	200mm (8in.)	200mm (8in.)
Sensitivity (2.83V/1m)			92dB	-	85dB	-	87dB	87dB
Required amplifier			KEF KASA500	KEF KASA 500	-	KEF KASA500	-	KEF KASA500
Units required for THX Ultra:	Subwoofer KASA500		4 2	4 1	-	8 2	-	-
Units required for THX Select:	Subwoofer KASA500		2 1	2 1	-	4 1	-	-
Recommended amplifier power			-	-	10 - 150W	-	10 - 125W	-
Nominal impedance			4Ω	-	6Ω	-	Stereo mode: 2 x 8Ω mono mode: 16Ω	Stereo mode: 2 x 8Ω mono mode: 16Ω
Rough-in frame			RIF3160L	-	RIF200S	RIF200S	RIF200R	RIF200R
Rear enclosure			-	-	RNC200S	RNC200S	RNC200R	RNC200R

Not all models and finishes are available in all markets, contact your local dealer for specific range details.

OUTDOOR SERIES

Weather-resistant, IP65 certified and salt spray tested, KEF's Ventura series of outdoor speakers are ideal for humid environments, and can flood your pool or garden with high-quality sound, even in extreme atmospheric conditions.

With an all-metal combination of brass, aluminium and stainless steel, the Ventura Series offers exceptional performance throughout the seasons. And delivers the same high-quality sound that KEF has a reputation for, with exceptional clarity and space-filling bass.



Product		Ventura	Ventura 6	Ventura 5
Drive units	LF		160mm (6.5in.)	130mm (5.25in.)
	MF		-	-
	HF		25mm (1in.)	25mm (1in.)
Sensitivity (2.83V/1m)			90dB	89dB
Recommended amplifier power			10 - 125W	10 - 100W
Nominal impedance			6Ω	6Ω
Operating temperature range			-40°C to 70°C (-40°F to 158°F)	-40°C to 70°C (-40°F to 158°F)
Certification			IP65	IP65

Not all models and finishes are available in all markets, contact your local dealer for specific range details.







DEDICATED AMPLIFIERS AND ACCESSORIES

Unlock the full potential of KEF subwoofers with the KASA500, a powerful Class-D Dual 250WPC amplifier. This DSP controlled system amplifier is optimised to deliver thunderous bass from KEF architectural subwoofers. With both line and speaker level inputs, and DSP configurable pass-through with optional high-pass filters, the KASA500 is extremely versatile and can be deployed in limitless system configurations.

KEF's BTS30 Bluetooth Keypad and compact amplifier system can deliver Hi-Fi quality sound to a pair of architectural loudspeakers in the same, or a different room.

KEF's accessories allow Architectural speakers to perform at their best. Rough-In Frames reserve the perfect space for the speakers during a new build, while carefully calculated Steel Rear Enclosures reduce sound leakage into adjacent rooms.



Steel Rough-in Frames



Steel Rear Enclosures



Product	Amplifier	
Inputs	KASA 500 Selectable stereo RCA line level, or mono LFE RCA level; Stereo speaker level	BTS30 Bluetooth 4.2 with Qualcomm® aptX™ codec Line-in Coaxial Optical
Outputs	2 x 250W@4 Ohms Bridge 1 x 500W@8 Ohms	Stereo Mode 2 x 15W@8 Ohms Mono Mode 30W@4 Ohms Line-Out
Product dimension (H X W X D)	88 x 432 x 304mm (3½ x 17 x 12in.) With feet : 92 x 432 x 304mm (3¾ x 17 x 12in.) With rack ears; 2 EIA rack space: 88 x 483 x 304mm (3½ x 19 x 12in.)	Amplifier Unit: 45 x 143 x 125mm (1.77 x 5.63 x 4.9in.) Keypad Unit: 45 x 45 x 40mm (1.58 x 1.77 x 1.77in.) Metal Frame: 1 x 71 x 71mm (0.04 x 2.80 x 2.80in.)
Weight	4kg (9lbs)	Amplifier Unit: 530g (1.168lbs) Keypad Unit: 40g (0.088lbs) Metal Frame: 28g (0.061lbs)

Not all models and finishes are available in all markets, contact your local dealer for specific range details.





FREEDOM OF EXPRESSION

A major part of KEF's design process ensuring that every loudspeaker benefits from the Consistent Voicing concept – a thread of sonic DNA that starts with Muon and travels all the way through to Soundlight. This can only be achieved through outstanding engineering capabilities, unwavering dedication to the KEF philosophy of sound and uncompromising scrutiny.

Consistent Voicing ensures that every room and any combination of KEF's Architectural and traditional loudspeakers delivers awe-inspiring natural sound. It gives the freedom to create a bespoke solution as unique as the individual with no compromise.

Extreme Theatre		Tall Rectangle	Tall Rectangle	Tall Rectangle	Tall Rectangle	Round	Square	Round	Round	Tall Rectangle
Model		Ci5160REF-THX	Ci3160REF-THX	Ci5160RL-THX	Ci3160RL-THX	Ci250RRM-THX	Ci200RS-THX	Ci200RR-THX	Ci160RR-THX	Ci4100QL-THX
Series		Ci-REFERENCE	Ci-REFERENCE	Ci-R Series	Ci-R Series	Ci-R Series	Ci-R Series	Ci-R Series	Ci-R Series	Ci-Q Series
Nominal impedance		4Ω	4Ω	4Ω	4Ω	8Ω	4Ω	4Ω	4Ω	4Ω
Sensitivity (2.83V/1m)		90dB	90dB	90dB	90dB	89dB	90dB	90dB	90dB	89dB
Frequency response (±6dB) open-backed		40Hz-28kHz	40Hz-28kHz	40Hz-28kHz	45Hz-28kHz	28Hz-20kHz	33Hz-28kHz	33Hz-28kHz	52Hz-24kHz	55Hz-28kHz
Frequency range (-10dB)		35Hz-45kHz	32Hz-30kHz	35Hz-45kHz	35Hz-45kHz	20Hz-45kHz	28Hz-35kHz	28Hz-45kHz	38Hz-30kHz	40Hz-30kHz
Nominal coverage (degrees)		150°	115°	150°	150°	120°	120°	120°	130°	150°
Max SPL (dB)		116dB	110dB	111dB	106dB	111dB	106dB	106dB	105dB	104dB
Crossover frequency		400Hz, 2.8kHz	350Hz, 2.7kHz	300Hz, 2.4kHz	340Hz, 2.5kHz	540Hz, 2.6kHz	2.2kHz	2.2kHz	2.1kHz	2.2kHz
Drive units	LF	4 x 160mm (6.5in.)	2 x 160mm (6.5in.)	4 x 160mm (6.5in.)	2 x 160mm (6.5in.)	250mm (10in.)	200mm (8in.) Uni-Q	200mm (8in.) Uni-Q	165mm (6.5in.) Uni-Q	3 x 100mm (4in.)
	MF	125mm (5.25in.) Uni-Q	125mm (5.25in.) Uni-Q	160mm (6.5in.) Uni-Q	160mm (6.5in.) Uni-Q	100mm (4in.) Uni-Q	-	-	-	100mm (4in.) Uni-Q
	HF	25mm (1in.)	25mm (1in.)	25mm (1in.)	25mm (1in.)	19 mm (0.75in.) vented aluminium dome with MAT ¹	38mm (1.5in.)	38mm (1.5in.)	25mm (1in.)	19mm (0.75in.)
Recommended amplifier power		40-500W	40-350W	40-250W	30-180W	50-250W	10-190W	10-190W	10-190W	10-150W
Recommended high-pass filter (Hz)		35Hz-80Hz*	40Hz	40Hz-80Hz*	40-80Hz*	30-60Hz	35Hz-80Hz	35Hz-80Hz*	38Hz	55Hz
Product external dimensions	(H x W x D)	1070 x 230 x 105.7mm (42.13 x 9.06 x 4.16in.)	680 x 230 x 105.7mm (26.77 x 9.06 x 4.16in.)	1070 x 230 x 105.7mm (42.13 x 9.06 x 4.16in.)	680 x 230 x 105.7mm (26.77 x 9.06 x 4.16in.)	-	273 x 273 x 132.6mm (10.75 x 10.75 x 5.22in.)	-	-	490 x 128 x 81mm (19.29 x 5.04 x 3.19in.)
	Diameter Ø	-	-	-	-	346mm (13.62in.)	-	290mm (11.42in.)	234.6mm (9.24in.)	-
	Depth	-	-	-	-	175mm (6.89in.)	-	132.6mm (5.22in.)	115mm (4.53in.)	-
Cut-out dimensions	(H x W)	1052 x 209mm (41.42 x 8.23in.)	660 x 209mm (25.98 x 8.23in.)	1052 x 209mm (41.42 x 8.23in.)	660 x 209mm (25.98 x 8.23in.)	-	240 x 240mm (9.45 x 9.45in.)	-	-	476 x 114mm (18.74 x 4.49in.)
	Diameter Ø	-	-	-	-	300mm (11.81in.)	-	238mm (9.37in.)	196mm (7.71in.)	-
Net weight		22kg (48.5lbs.)	13.4kg (29.54lbs.)	19kg (41.89lbs.)	11.7kg (25.79lbs.)	6kg (13.2lbs.)	3.6kg (7.94lbs.)	3.6kg (7.94lbs.)	2.94kg (6.48lbs.)	3kg (6.61lbs.)
Mounting depth from surface		99mm (3.9in.)	99mm (3.9in.)	99mm (3.9in.)	99mm (3.9in.)	168 mm (6.62in.)	127mm (5in.)	126.5mm (4.98in.)	110mm (4.33in.)	76mm (3in.)
Optional rough in frame		RiF160L	RiF3160L	RiF160L	RiF3160L	-	RiF200S	RiF200R	RiF160R	RiF4100L
Ideal rear volume (L)		90L	60L	90L	60L	150L	20L	20L	20L	15L
Minimum rear volume (L)		40L	30L	40L	30L	80L	10L	10L	10L	7L
Certification		THX ULTRA	THX ULTRA	THX ULTRA	THX ULTRA	THX ULTRA, IP64	THX ULTRA , IP64	THX ULTRA, IP64	THX ULTRA, IP64	THX SELECT, IP64

¹Metamaterial Absorption Technology (MAT™) is a joint development with Acoustic Metamaterials Group.
*Recommended high-pass filter for THX spec: 80Hz

Special Application		Square	Round	Square	Round
Model		Ci160TS	Ci160TR	Ci160CSds	Ci160CRds
Series		Ci-T Series	Ci-T Series	Ci-C Series/Dual Stereo	Ci-C Series / Dual Stereo
Nominal impedance		8Ω	8Ω	8Ω	8Ω
Sensitivity (2.83V/1m)		87dB	87dB	91dB	91dB
Frequency response (±6dB) open-backed		110Hz-24kHz	110Hz-24kHz	50Hz-20kHz	50Hz-20kHz
Frequency range (-10dB)		69Hz-45kHz	69Hz-45kHz	45-30kHz	45Hz-30kHz
Nominal coverage (degrees)		160°	160°	120°	120°
Max SPL (dB)		101dB	101dB	106dB	106dB
Crossover frequency		1.7kHz	1.7kHz	3.2kHz	3.2kHz
Drive units	LF	115mm (4.5in. Dual layer)	115mm (4.5in. Dual layer)	Dual voice coil: 160mm (6.5in.)	Dual voice coil: 160mm (6.5in.)
	MF	-	-	-	-
	HF	25mm (1in.)	25mm (1in.)	2 x 19mm (0.75in.)	2 x 19mm (0.75in.)
Recommended amplifier power		10-100W	10-100W	10-80W	10-80W
Recommended high-pass filter (Hz)		70Hz	70Hz	50Hz	50Hz
Product external dimensions	(H x W x D)	222.8 x 222.8 x 41mm (8.77 x 8.77 x 1.61in.)	-	223 x 223 x 90.5mm (8.78 x 8.78 x 3.56in.)	-
	Diameter Ø	-	234.6mm (9.24in.)	-	234.6mm (9.24in.)
	Depth	-	40mm (1.57in.)	-	93mm (3.66in.)
Cut-out dimensions	(H x W)	194 x 194mm (7.64 x 7.64in.)	-	194 x 194mm (7.64 x 7.64in.)	-
	Diameter Ø	-	196mm (7.71in.)	-	196mm (7.71in.)
Net weight		1.05kg (2.31lbs.)	1kg (2.2lbs.)	1.80kg (4.0lbs.)	1.80kg (4.0lbs.)
Mounting depth from surface		<36mm (1.42in.)	<36mm (1.42in.)	84.5mm (3.33in.)	86mm (3.36in.)
Optional rough in frame		RiF160S	RiF160R	RiF160S	RiF160R
Optional rear enclosure		RNC160S	RNC160R	RNC160S	RNC160R
Ideal rear volume (L)		3L	3L	35L	35L
Minimum rear volume (L)		1L	1L	20L	20L
Certification		IP64	IP64	IP64	IP64

Special Application		Commercial Round
Model		Ci110FCT
Series		Classic Series
Nominal impedance		8Ω
Sensitivity (2.83V/1m)		89dB
Frequency response (±6dB) open-backed		-
Frequency response (±6dB) with back can / rear enclosure		110Hz-18kHz
Frequency range (-10dB)		105Hz-30kHz
Nominal coverage (degrees)		170°
Max SPL (dB)		98dB
Crossover frequency		-
Drive units	LF	110mm (4.3in.)
	MF	-
	HF	-
Recommended amplifier power		10-100W
Recommended high-pass filter (Hz)		110Hz
Recommended low-pass filter (Hz)		-
Product external dimensions	(H x W x D)	-
	Diameter Ø	220mm (8.66in.)
	Depth	110mm (4.33in.)
Cut-out dimensions	(H x W)	-
	Diameter Ø	196mm (7.71in.)
Net weight		2.25kg (4.95lbs)
Mounting depth from surface		107mm (4.21in.)
Mounting depth from surface without back can		-
Optional rough in frame		RiF160R
Optional rear enclosure		-
Ideal rear volume (L)		5L
Minimum rear volume (L)		1L
Certification		UL2043, UL-1480-5

Special Application		Square	Round	Square	Round
Model		Ci100QS	Ci100.2QR	Ci130QSfl	Ci130QRfl
Series		Soundlight/ Ci-Q Series	Soundlight/ Ci-Q Series	FL Series	FL Series
Nominal impedance		4Ω	4Ω	8Ω	8Ω
Sensitivity (2.83V/1m)		88dB	83dB	87dB	87dB
Frequency response (±6dB) open-backed		80Hz-27kHz	90Hz-27kHz	45Hz-34kHz	45Hz-34kHz
Frequency response (±6dB) with back can / rear enclosure		-	130Hz-27kHz	-	-
Frequency range (-10dB)		53Hz-25kHz	70Hz-40kHz	38Hz-30kHz	38Hz-30kHz
Nominal coverage (degrees)		150°	150°	130°	130°
Max SPL (dB)		103dB	99dB	103dB	103dB
Crossover frequency		3kHz	3.5kHz	3.8kHz	3.8kHz
Drive units	LF	100mm (4in.) Uni-Q	75mm (3.15in.) Uni-Q	130mm (5.25in.) Uni-Q	130mm (5.25in.) Uni-Q
	MF	-	-	-	-
	HF	19mm (0.75in.)	16mm (0.6in.)	19mm (0.75in.)	19mm (0.75in.)
Recommended amplifier power		10-50W	10-50W	10-100W	10-100W
Recommended high-pass filter (Hz)		60Hz	80Hz	50Hz	50Hz
Product external dimensions	(H x W x D)	127 x 127 x 76mm (5.0 x 5.0 x 2.99in.)	-	200.5 x 200.5 x 103.6mm (7.9 x 7.9 x 4.08in.)	-
	Diameter Ø	-	135.6mm (5.34in.)	-	200.6mm (7.9in.)
	Depth	-	107.5mm (4.23in.)	-	104.6mm (4.12in.)
Cut-out dimensions	(H x W)	112 x 112mm (4.41 x 4.41in.)	-	158 x 158mm (6.22 x 6.22in.)	-
	Diameter Ø	-	118.0mm (4.65in.)	-	158mm (6.22in.)
Net weight		0.67kg (1.48lbs.)	0.50kg (1.10lbs.)	1.6kg (3.53lbs.)	1.45kg (3.19lbs.)
Mounting depth from surface		72mm (2.83in.)	103.1mm (4.06in.)	101mm (3.98in.)	101mm (3.98in.)
Mounting depth from surface without back can		-	52mm (2in.)	-	-
Optional rough in frame		RiF100S	RiF100R	-	-
Optional rear enclosure		RNC100S	RNC100R	-	-
Ideal rear volume (L)		6L	5L	15L	15L
Minimum rear volume (L)		2.5L	0.75L	10L	10L
Certification		IP64	IP64	-	-

KEF reserves the right, in line with continuing research and development, to amend or change specifications. E&OE

In-ceiling and In-wall		Rectangle	Rectangle	Square	Square	Square	Round	Round	Round
Model		Ci200QL	Ci160QL	Ci200QS	Ci160QS	Ci130QS	Ci200QR	Ci160QR	Ci130QR
Series		Ci-Q Series	Ci-Q Series	Ci-Q Series	Ci-Q Series	Ci-Q Series	Ci-Q Series	Ci-Q Series	Ci-Q Series
Nominal impedance		8Ω	8Ω	8Ω	8Ω	8Ω	8Ω	8Ω	8Ω
Sensitivity (2.83V/1m)		90dB	89dB	90dB	89dB	87dB	90dB	89dB	87dB
Frequency response (±6dB) open-backed		35Hz-34kHz	38Hz-34kHz	35Hz-34kHz	38Hz-34kHz	45Hz-34kHz	35Hz-34kHz	38Hz-34kHz	45Hz-34kHz
Frequency range (-10dB)*		32Hz-30kHz	32Hz-30kHz	32Hz-30kHz	32Hz-30kHz	38Hz-30kHz	32Hz-30kHz	32Hz-30kHz	38Hz-30kHz
Nominal coverage (degrees)		115°	125°	115°	125°	130°	115°	125°	130°
Max SPL (dB)		107dB	105dB	107dB	105dB	103dB	107dB	105dB	103dB
Crossover frequency		2.5kHz	3.0kHz	2.5kHz	3.0kHz	3.8kHz	2.2kHz	3.0kHz	3.8kHz
Drive units	LF	200mm (8in.) Uni-Q	160mm (6.5in.) Uni-Q	200mm (8in.) Uni-Q	160mm (6.5in.) Uni-Q	130mm (5.25in.) Uni-Q	200mm (8.0in.) Uni-Q	160mm (6.5in.) Uni-Q	130mm (5.25in.) Uni-Q
	HF	25mm (1in.)	19mm (0.75in.)	25mm (1in.)	19mm (0.75in.)	19mm (0.75in.)	25mm (1.0in.)	19mm (0.75in.)	19mm (0.75in.)
Recommended amplifier power		10-150W	10-125W	10-150W	10-150W	10-100W	10-150W	10-125W	10-100W
Recommended high-pass filter (Hz)		40Hz	45Hz	40Hz	45Hz	50Hz	40Hz	45Hz	50Hz
Product external dimensions	(H x W x D)	369 x 273 x 106mm (14.53 x 10.75 x 4.17in.)	303 x 223 x 97.5mm (11.93 x 8.78 x 3.84in.)	273 x 273 x 106mm (10.75 x 10.75 x 4.17in.)	223 x 223 x 97mm (8.78 x 8.78 x 3.82in.)	184 x 184 x 84mm (7.24 x 7.24 x 3.31in.)	-	-	-
	Diameter Ø	-	-	-	-	-	289.6mm (11.4in.)	234.6mm (9.24in.)	193.4mm (7.61in.)
	Depth	-	-	-	-	-	109.8mm (4.32in.)	98mm (3.86in.)	83.3mm (3.28in.)
Cut-out dimensions	(H x W)	334 x 238mm (13.15 x 9.37in.)	274 x 194mm (10.79 x 7.64in.)	238 x 238mm (9.37 x 9.37in.)	194 x 194mm (7.64 x 7.64in.)	158 x 158mm (6.22 x 6.22in.)	-	-	-
	Diameter Ø	-	-	-	-	-	240mm (9.45in.)	196mm (7.71in.)	158mm (6.22in.)
Net weight		2.6kg (5.77lbs.)	2.05kg (4.51lbs.)	2.4kg (5.3lbs.)	1.88kg (4.14lbs.)	1.4kg (3.1lbs.)	2.4kg (5.28lbs.)	1.8kg (3.96lbs.)	1.35kg (2.97lbs.)
Mounting depth from surface		99.8mm (3.93in.)	91mm (3.58in.)	99.8mm (3.93in.)	91mm (3.58in.)	77.9mm (3.07in.)	103.3mm (4.07in.)	91mm (3.58in.)	77.8mm (3.06in.)
Optional rough in frame		RIF200L	RIF160L	RIF200S	RIF160S	RIF130S	RIF200R	RIF160R	RIF130R
Optional rear enclosure		RNC200L	RNC160L	RNC200S	RNC160S	RNC130S	RNC200R	RNC160R	RNC130R
Ideal rear volume (L)		60L	25L	60L	25L	15L	60L	25L	15L
Minimum rear volume (L)		35L	15L	35L	15L	10L	35L	15L	10L
Certification		IP64	IP64	IP64	IP64	IP64	IP64	IP64	IP64

In-ceiling and In-wall		Rectangle	Square	Square	Round	Round	Round	Square	Round	Round	Round
Model		Ci160.2CL	Ci160.2CS	Ci130.2CS	Ci200.2CR	Ci160.2CR	Ci130.2CR	Ci160ES	Ci200ER	Ci160ER	Ci130ER
Series		Ci-C Series	Ci-C Series	Ci-C Series	Ci-C Series	Ci-C Series	Ci-C Series	Ci-E Series	Ci-E Series	Ci-E Series	Ci-E Series
Nominal impedance		8Ω	8Ω	8Ω	8Ω	8Ω	8Ω	8Ω	8Ω	8Ω	8Ω
Sensitivity (2.83V/1m)		89dB	89dB	87dB	90dB	89dB	87dB	89dB	90dB	89dB	87dB
Frequency response (±6dB) open-backed		52Hz-20kHz	52Hz-20kHz	52Hz-20kHz	45Hz-20kHz	52Hz-20kHz	52Hz-20kHz	52Hz-20kHz	45Hz-20kHz	52Hz-20kHz	52Hz-20kHz
Frequency range (-10dB)*		47Hz-45kHz	47Hz-45kHz	45Hz-45kHz	35Hz-45kHz	47Hz-45kHz	45Hz-45kHz	46Hz-45kHz	38Hz-45kHz	46Hz-45kHz	44Hz-45kHz
Nominal coverage (degrees)		120°	120°	140°	115°	120°	140°	110°	100°	110°	135°
Max SPL (dB)		104dB	104dB	102dB	106dB	104dB	102dB	104dB	106dB	104dB	102dB
Crossover frequency		2.5kHz	2.8kHz	2.8kHz	2.4kHz	2.8kHz	2.8kHz	2.8kHz	2.8kHz	2.8kHz	2.8kHz
Drive units	LF	160mm (6.5in.) Uni-Q	160mm (6.5in.) Uni-Q	130mm (5.25in.) Uni-Q	200mm (8in.) Uni-Q	160mm (6.5in.) Uni-Q	130mm (5.25in.) Uni-Q	160mm (6.5in.) Uni-Q	200mm (8in.) Uni-Q	160mm (6.5in.) Uni-Q	130mm (5.25in.) Uni-Q
	HF	16mm (0.6in.)	16mm (0.6in.)	16mm (0.6in.)	16mm (0.6in.)	16mm (0.6in.)	16mm (0.6in.)	16mm (0.6in.)	16mm (0.6in.)	16mm (0.6in.)	16mm (0.6in.)
Recommended amplifier power		10-100W	10-100W	10-80W	10-125W	10-100W	10-80W	10-100W	10-125W	10-100W	10-80W
Recommended high-pass filter (Hz)		50Hz	50Hz	55Hz	40Hz	50Hz	55Hz	50Hz	40Hz	50Hz	55Hz
Product external dimensions	(H x W x D)	303 x 223 x 91mm (11.93 x 8.78 x 3.58in.)	223 x 223 x 90.5mm (8.78 x 8.78 x 3.56in.)	184 x 184 x 83mm (7.24 x 7.24 x 3.27in.)	-	-	-	223 x 223 x 88.7mm (8.78 x 8.78 x 3.49in.)	-	-	-
	Diameter Ø	-	-	-	289.6mm (11.4in.)	234.6mm (9.24in.)	193.4mm (7.61in.)	-	289.6mm (11.4in.)	234.6mm (9.24in.)	193.4mm (7.61in.)
	Depth	-	-	-	103.3mm (4.07in.)	88.7mm (3.49in.)	81mm (3.19in.)	-	103.3mm (4.07in.)	88.7mm (3.49in.)	81mm (3.19in.)
Cut-out dimensions	(H x W)	274 x 194mm (10.79 x 7.64in.)	194 x 194mm (7.64 x 7.64in.)	158 x 158mm (6.22 x 6.22in.)	-	-	-	194 x 194mm (7.64 x 7.64in.)	-	-	-
	Diameter Ø	-	-	-	240mm (9.45in.)	196mm (7.71in.)	158mm (6.22in.)	-	240mm (9.45in.)	196mm (7.71in.)	158mm (6.22in.)
Net weight		1.87kg (4.12lbs.)	1.70kg (3.74lbs.)	1.35kg (3.0lbs.)	1.6kg (3.6lbs.)	1.4kg (3.1lbs.)	1.2kg (2.7lbs.)	1.4kg (3.1lbs.)	1.6kg (3.6lbs.)	1.4kg (3.1lbs.)	1.2kg (2.7lbs.)
Mounting depth from surface		84.5mm (3.33in.)	84.5mm (3.33in.)	77.1mm (3.03in.)	97.2mm (3.83in.)	85.2mm (3.35in.)	77.5mm (3.05in.)	85.2mm (3.35in.)	97.2mm (3.83in.)	85.2mm (3.35in.)	77.5mm (3.05in.)
Optional rough in frame		RIF160L	RIF160S	RIF130S	RIF200R	RIF160R	RIF130R	RIF160S	RIF200R	RIF160R	RIF130R
Optional rear enclosure		RNC160L	RNC160S	RNC130S	RNC200R	RNC160R	RNC130R	RNC160S	RNC200R	RNC160R	RNC130R
Ideal rear volume (L)		35L	35L	20L	60L	35L	20L	35L	60L	35L	20L
Minimum rear volume (L)		20L	20L	12L	30L	20L	12L	20L	30L	20L	12L
Certification		IP64	IP64	IP64	IP64	IP64	IP64	IP64	IP64	IP64	IP64

Subwoofer		Tall Rectanlge	Round	Square	Square	Round	Round
Model		Ci3160RLb-THX	Ci250RRb-THX Active Mode (KASA500)	Ci200QSB-THX Passive Mode (Crossover ON)	Ci200QSB-THX Active Mode (KASA500)	Ci200TRb Passive Mode	Ci200TRb Active Mode (KASA500)
Series		Ci-R Series	Ci-R Series	Ci-Q Series	Ci-Q Series	Ci-T Series	Ci-T Series
Nominal impedance		4Ω	-	6Ω	-	-	-
Nominal impedance stereo mode		-	-	-	-	2 x 8Ω	2 x 8Ω
Nominal impedance mono mode		-	-	-	-	16Ω	16Ω
Sensitivity (2.83V/1m)		92dB	-	85dB	-	87dB	87dB
Frequency response (±6dB) open-backed		20Hz-140Hz	20Hz-KASA setting	40Hz-100Hz	30Hz-140Hz	42Hz-120Hz	32Hz-120Hz
Frequency range (-10dB)		25Hz-KASA setting	16Hz-KASA setting	29Hz-140Hz	25Hz-KASA setting	38Hz-140Hz	25Hz-KASA setting
Max SPL (dB)		112dB	109dB	104dB	104dB	109dB	109dB
Crossover frequency		-	-	100Hz	-	-	-
Drive units	LF	3 x 160mm (6.5in.)	250mm (10in.)	200mm (8in.)	200mm (8in.)	200mm (8in.)	200mm (8in.)
Required amplifier		KEF KASA500	KEF KASA500	-	KEF KASA500	-	KEF KASA500
Recommended amplifier power		-	-	10-150W	-	10-125W	-
Recommended high-pass filter (Hz)		25-80Hz*	KASA	-	KASA	-	-
Recommended low-pass filter (Hz)		50Hz-120Hz	50Hz-120Hz	80Hz-120Hz	50Hz-120Hz	80Hz-120Hz	60Hz-120Hz
Product external dimensions	(H x W x D)	680 x 230 x 96mm (26.77 x 9.06 x 3.78in.)	-	273 x 273 x 106mm (10.75 x 10.75 x 4.17in.)	273 x 273 x 106mm (10.75 x 10.75 x 4.17in.)	-	-
	Diameter Ø	-	346mm (13.62in.)	-	-	290mm (11.42in.)	290mm (11.42in.)
Cut-out dimensions	(H x W)	660 x 209mm (25.98 x 8.23in.)	-	238 x 238mm (9.37 x 9.37in.)	238 x 238mm (9.37 x 9.37in.)	-	-
	Diameter Ø	-	300mm (11.81in.)	-	-	240mm (9.45in.)	240mm (9.45in.)
	Depth	-	153mm (6in.)	-	-	63mm (2.48in.)	63mm (2.48in.)
Net weight		10.9 kg (24.1lbs)	5.6kg (12.3lbs)	3.3kg (7.28lbs)	3.3kg (7.28lbs)	1.7kg (3.75lbs)	1.7kg (3.75lbs)
Mounting depth from surface		88.5mm (3.84in.)	147mm (5.8in.)	101.6mm (4in.)	101.6mm (4in.)	59mm (2.32in.)	59mm (2.32in.)
Optional rough in frame		RIF3160L	-	RIF200S	RIF200S	RIF200R	RIF200R
Optional rear enclosure		-	-	-	-	RNC200R	RNC200R
Ideal rear volume (L)		80L	140L	32L#	32L#	60L	60L
Minimum rear volume (L)		40L	70L	20L	20L	35L	35L
Certification		THX ULTRA, THX SELECT	THX ULTRA, THX SELECT, IP64	THX ULTRA, THX SELECT, IP64	THX ULTRA, THX SELECT, IP64	IP64	IP64

* Recommended high-pass filter for THX spec: 80Hz # For single speaker only. Double volume for pair speakers

Outdoor			
Model		Ventura 6	Ventura 5
Series		Ventura	Ventura
Nominal impedance		6Ω	6Ω
Sensitivity (2.83V/1m)		90dB	89dB
Frequency response (±6dB) open-backed		68Hz-20kHz	74Hz-20kHz
Frequency range (-10dB)		54Hz-25kHz	58Hz-25kHz
Nominal coverage (degrees)		112°	125°
Max SPL (dB)		105dB	103dB
Crossover frequency		3kHz	3.8kHz
Drive units	LF	160mm (6.5in.)	130mm (5.25in.)
	MF	-	-
	HF	25mm (1in.)	25mm (1in.)
Recommended amplifier power		10-125W	10-100W
Recommended high-pass filter (Hz)		50Hz	60Hz
Transformer taps		-	-
Product external dimensions	(H x W x D)	300 x 226 x 219mm (11.8 x 9 x 8.6in.)	262 x 197 x 189mm (10.3 x 7.75 x 7.4in.)
	(With bracket and knobs) (H x W x D)	300 x 226 x 263.5mm (11.8 x 9 x 10.38in.)	262 x 197 x 235mm (10.3 x 7.75 x 9.25in.)
Net weight		3.8kg (8.4lbs)	2.85kg (6.28lbs)
Operating temperature range		-40°C to 70°C (-40°F to 158°F)	-40°C to 70°C (-40°F to 158°F)
Certification		IP65	IP65

Amplifier	Amplifier	Bluetooth keypad and compact amplifier system
Model	KASA500	BTS30
Inputs	Selectable stereo RCA line level, or mono LFE RCA level. Stereo speaker level	Bluetooth 4.2 with Qualcomm® aptX™ codec Line-in Coaxial Optical
Outputs	2 x 250watts 4ohms Bridge 1 x 500watts 8ohms	Stereo Mode 2 x 15W@8 Ohms Mono Mode 30W@4 Ohms Line-Out
Crossover frequency	40 - 140Hz or software bypass	-
Bluetooth range Bluetooth capacity	-	10m 8 Devices
Bluetooth frequency	-	2.4GHz
Bluetooth power	-	2.5mW For Class 2
Operating voltage	-	100-240VAC
Frequency response	-	20Hz-20KHz
EQ frequency	-	100Hz +6dB, 10KHz-1dB
Signal to noise	-	90dB
Product dimension (H X W X D)	88 x 432 x 304mm (3½ x 17 x 12in.) With feet : 92 x 432 x 304mm (3½ x 17 x 12in.) With rack ears; 2 EIA rack space: 88 x 483 x 304mm (3½ x 19 x 12in.)	Amplifier Unit: 45 x 143 x 125mm (1.77 x 5.63 x 4.92in.) Keypad Unit: 45 x 45 x 40mm (1.58 x 1.77 x 1.77in.) Metal Frame: 1 x 71 x 71mm (0.04 x 2.80 x 2.80in.)
		Amplifier Unit: 530g (1.168lbs) Keypad Unit: 40g (0.088lbs) Metal Frame: 28g (0.061lbs)
Weight	4kg (9lbs)	

